

## Severe Housing Deprivation

In this assignment you will get acquainted with the online database of the EU-Statistics on Income and Living Conditions (EU-SILC) instrument<sup>1</sup>. You will collect data on severe housing deprivation within the EU. According to the definition of Eurostat, severe housing deprivation refers to persons who live in an overcrowded dwelling and who are deprived by at least one of the following housing deprivation items:

- Leaking roof, damp walls/floors/foundation, or rot in window frames or floor (
- No bath or shower in the dwelling
- No indoor flushing toilet for the sole use of the household
- Dwelling too dark

To start the assignment, go to the EU-SILC online database:

[Database - Income and living conditions - Eurostat \(europa.eu\)](https://ec.europa.eu/eurostat/tgm/table.do?tab=table&init=1&language=en&plugin=1)




Select:

 **Material deprivation (ilc\_md)**


And subsequently:

 **Housing deprivation (ilc\_mdho)**

Click on the data explorer icon of 'Severe housing deprivation by age, sex and poverty status':

 Severe housing deprivation rate by age, sex and poverty status - EU-SILC survey (ilc\_mdho06a)  

Select the years 2010 and 2019 (use the + after the bar 'time', after selecting these years you need to click on the Update button)



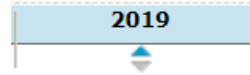
- a) How much did the severe housing deprivation rate decline in the EU (28 countries) between 2010 and 2019?

---

<sup>1</sup> Eurostat offers 3 short videos that explain how to use the Data Extraction and the Data explorer tool: [Demo tours - Eurostat \(europa.eu\)](https://ec.europa.eu/eurostat/tgm/table.do?tab=table&init=1&language=en&plugin=1)

- b) Is the severe housing deprivation rate in your country lower or higher than EU-average?
- c) Which EU country has the highest severe housing deprivation rate and which one has the lowest one?

(TIP: You can sort the countries on an ascending and descending order by clicking on the arrow tips below the year)



- d) There are four EU countries where the severe housing deprivation rates have increased between 2010 and 2019. Which are these four countries and what do they have in common?
- e) Young people (below 18 years) run a higher risk to endure severe housing deprivation. How much higher is that risk in the EU in 2019? Do you see the same elevated risk in your country? (use the + after the bar 'age class' to select people younger than 18 years).

+ Age class

Total

- f) What is the risk to live in severe housing deprivation for low incomes in the EU? (Select the right income group: below 60% of the median income and do not forget to select all age categories)